

# Value Guide SKYWELDER®



## Performance

Fully utilize your boom lifts with the JLG® SkyWelder package. A 280 amp Miller® CST 280™ welder positioned beside the control station conserves space and provides welding capability. Free yourself from potentially dangerous leads hanging over the rails and the unnecessary cost of a stand-alone welder and power supply. Wire feed capability available—see Miller Electric Mfg. Co. recommendations. Other convenient features are available.

## Features

- **Welder Adaptability**—A 280 amp welder includes a platform mounted amperage adjustment and provides power to accommodate stick and TIG welding applications. With 100% duty cycle at 200 amps, the SkyWelder package has the versatility to satisfy a variety of applications.
- **Security**—The SkyWelder package is secured to the platform at the job to help reduce theft. This eliminates the security worries of a ground-based unit in a trailer (suspending from crane).
- **Simplicity**—One piece of equipment: less transportation and tracking, one contract, ease of service, and reduced emissions.
- **Versatility**—The 7500-watt generator supplies power to the welder and the platform which allows for use of lights, grinders, drills, and other small job-site tools without repositioning a ground-based system. The SkyWelder package is a welder and generator on the same job at the same time.

## Save Time and Money


- **Save rental costs**—The average freestanding welder rents for about \$425/month, plus \$100 for weld leads and additional delivery charges. And an on-board generator normally rents for \$1,300/mo.)
- **Save on fuel**—Using a diesel powered welder/generator (8 hr. work-day) assuming a 4-week month, operated at 75% of the time, would equate to an additional fuel cost of \$112/month.
- The SkyWelder factory routed cables reduce weld cable damage which can cost an average of \$150 in material plus lost productivity per incident of \$44 per hour or a total of \$194. And eliminating the need to move weld leads and reposition the welder results in an average time savings of 1.25 hours per shift—savings for a 20-day work month are \$880 per welder.

## Summary: Quantified Savings Per Month

Time (productivity) Savings	\$ 880
Damaged Cable Replacement (per incident)	\$ 194
Fuel Savings	\$ 112
Rental of Welder & Leads	\$ 525
Rental of Generator	\$ 1,300
Delivery Charges for Welder	\$ 100
<b>Estimated Monthly Rental</b>	<b>\$ 3,111</b>

## Available on these JLG Models

- **Articulating Boom Lifts**  
450A, 450AJ, 600A, 600AJ, 800A, 800AJ, 1250AJP
- **Telescopic Boom Lifts**  
400S, 460SJ, 600S, 660SJ, 800S, 860SJ, 1200SJP, 1350SJP, 1500SJ



# Value Guide SKYWELDER®

## Specifications

Subject to change without notice

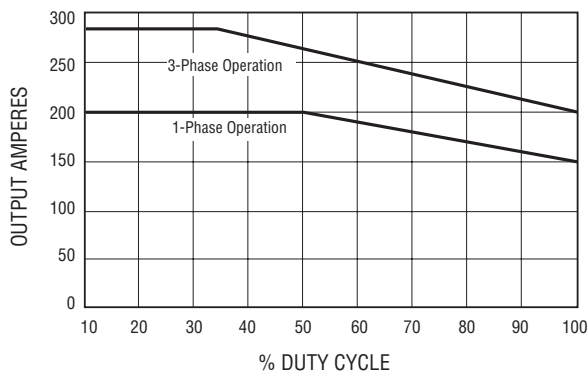
Description	Welding Mode	Input Power	Rated Output	Welding Amperage Range	Max. Open-Circuit Voltage	Amps Input at Rated Load Output, 50/60 Hz,								KVA	KW	Dimensions	Net Weight
						208 V	220 V	230 V	400 V	440 V	460 V	575 V					
CST-280, 220-230/460-575 Dinse CST-280, 220-230/460-575 Tweco	Stick (SMAW)	3-Phase	280 A at 31.2 V, 35% Duty Cycle	5-280 A	79 VDC	—	33	32	—	—	17	13	15.7	10	H: 13-1/2 in (343 mm) W: 7-1/2 in (191 mm) D: 18 in (457 mm)	41 lb (18.6 kg)	
			200 A at 28 V, 100% Duty Cycle			—	22	20	—	—	11	8	10.3	6.4			
	TIG (GTAW)	1-Phase	200 A at 28 V, 50% Duty Cycle*	5-200 A	—	38	35	—	—	—	—	9.8	6.5				
			150 A at 26 V, 100% Duty Cycle*		—	35	34	—	—	—	—	6.9	4.4				
CST-280, 208-230/400-460 Dinse CST-280, 208-230/400-460 Tweco	Stick (SMAW)	3-Phase	280 A at 31.2 V, 35% Duty Cycle	5-280 A	63 VDC	35	33	32	18	18	17	—	14.3	10	H: 13-1/2 in (343 mm) W: 7-1/2 in (191 mm) D: 18 in (457 mm)	41 lb (18.6 kg)	
			200 A at 28 V, 100% Duty Cycle			23	22	20	12	12	11	—	10.3	6.4			
	TIG (GTAW)	1-Phase	200 A at 28 V, 50% Duty Cycle*	5-200 A	40	38	35	—	—	—	—	9.8	6.5				
			150 A at 26 V, 100% Duty Cycle*		35	35	34	—	—	—	—	6.9	4.4				

\* Output ratings on 230 V single-phase are reduced to comply with CSA current limitation on input power cable.

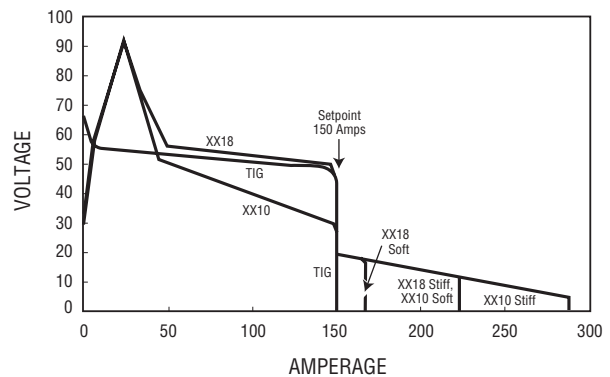
 CSA approval. 1P23M approval.

## Performance Data

DUTY CYCLE CHART



VOLT/AMP CURVE AT 150 AMPS



## The JLG "1 & 5" Warranty

JLG Industries, Inc. backs its products with its exclusive "1 & 5" Warranty. We provide coverage on all products for one (1) full year, and cover all specified major structural components for five (5) years. Due to continuous product improvements, we reserve the right to make specification and/or equipment changes without prior notification. This machine meets or exceeds applicable OSHA Regulations in 29 CFR 1910.67, 29 CFR 1926.453, ANSI A92.5-2006, and CSA Standard CAN3-B354.2-M82, as originally manufactured for intended applications.

Form No.: PB-SkyWelder  
Part No.: 3131823  
R21305  
Printed in USA



## JLG Industries, Inc.

1 JLG Drive  
McConnellsburg, PA 17233-9533  
Telephone 717-485-5161  
Toll-free in US 877-JLG-LIFT  
Fax 717-485-6417  
[www.jlg.com](http://www.jlg.com)

An Oshkosh Corporation Company