



Heavy Duty Utility Vehicle Plow



See Why More People Are Switching To Curtis

Engineered for the Toughest Jobs

Custom Mount Kits for Heavy Duty Utility Vehicles*- No Cutting or Drilling Required

Durable All Steel Construction for Superior Strength and Durability

Optional High Visibility Blade Markers

Full Trip Moldboard Adjusts for Individual Applications, Less Shuddering over Obstacles

1/4" Steel Lift Frame
48" Trip Frame

Heavy-duty 1/2" Skid Shoes are included

Uses a Standard 2" Receiver Hitch

Jack Leg not Included



Plow includes Prewired One-Plug Electrical Connection.

**Mounts available for select Gator, Ranger, Case, New Holland and Club Car models. Features and specifications may change or vary per model. Contact our Customer Service Department for exact details.*

All-Steel Construction For Added Strength

Durability You Can Depend On Season After Season

Fully Enclosed Sealed Hydraulic Operating System Located up top for Easier Access and Service

Hydraulic Speed Under 2 Seconds for Lift, Lower and Angle Control

Optional Top Mount Snow Deflector and Rubber Cutting Edge available

HAND-HELD CONTROLLER
Included at no additional cost




Illuminated Buttons

OPTIONAL UTILITY VEHICLE PLOW EQUIPMENT


RUBBER CUTTING EDGE

Sold by the foot. Excellent for more sensitive surfaces, such as cobblestone or brick.



RUBBER SNOW DEFLECTOR

This bolt on Deflector mounts to the top of the Moldboard.



Single Plug Electrical Connection

Reversible Cutting Edge for Twice the Life of Single-Sided Edges

Curtis has a long history of engineering On-Road Plows.

That same engineering expertise has gone into this exceptional Off-Road Vehicle Plow. Fast installation and commercial-grade construction, the Plow features an adjustable 72" Moldboard with 48" Trip Frame and Heavy Duty Springs to protect the Plow and Vehicle from ground obstructions.

Compare Value Feature-for-Feature

CURTIS ENGINEERED UTILITY VEHICLE PLOW

CURTIS FEATURES	YOUR BENEFIT
Custom mounts install easily*	No drilling or cutting required. Plow uses a Standard 2" Receiver Hitch
Powerful all-hydraulic lift and angle control	Quickly adjusts plow lift and angle
Double-sided cutting edge	Extends life and allows even wear
Adjustable trip board	Adjusts for individual applications, less shuddering over obstacles
Hand-held controller with Illuminated Buttons	One hand control of plow from inside the vehicle. Adjusts for left- or right-handed operation

**Mounts available for select Gator, Ranger, Case, New Holland and Club Car models.*



CURTIS UTILITY VEHICLE PLOW SPECIFICATIONS

Moldboard Height: 19 Inches	Trip Frame Width: 48 Inches
Overall Cutting Width: 72 Inches	Trip Springs: 2
Maximum Blade Angle: 0° thru 28°	Trip Method: Full Moldboard
Cutting Edge Height: 6 Inches Double-Sided	Controller: Standard 4 Button Hand-held
Net Weight: 279 Pounds	Hitch System: Standard 2" Receiver hitch
Plow Shoes: 1/2" Diameter Stem	

BOLT-ON MOUNT KITS SAVE YOU MONEY
No Cutting or Drilling Required



Faster Install Time Reduces Shop Costs

Attachments to Improve Your Productivity

MORE CURTIS SNOW AND ICE EQUIPMENT

Fast-Cast 300



FAST-CAST 300 SPECIFICATIONS

- 3.0 Cubic Feet / 180 Lb. Capacity
- 4-20 Ft. Spreading Width
- High-Density UV Protected Polymer
- Modular Steel Frame
- 10 Inch Steel Spinner
- 12 Volt DC/7-10 Amp Direct Drive Motor
- For Rock Salt

Fast-Cast 400



FAST-CAST 400 SPECIFICATIONS

- 3.0 Cubic Feet / 180 Lb. Capacity
- 4-20 Ft. Spreading Width
- High-Density UV Protected Polymer
- Modular Steel Frame
- 10 Inch Steel Spinner
- 12 Volt DC/7-10 Amp Direct Drive Motor
- For Fertilizers and Fine Material Grade Applications


Professionally Spread Sand, Salt, De-Icers, Lime and Fertilizer

Fast-Cast 550

TWO MOTOR OPTIONS

An Electric Motor That Draws Less Than 20 Amps

A 5.5 Hp Honda Vertical Shaft Gas Engine



Options for 550 Spreaders

- Weather Cover
- Top Screen
- Truck Only Bed Mount

Optional Vibrator Kits



For 550 Spreader



FAST-CAST 550 GAS MOTOR SPECIFICATIONS

- Gas Motor/Aluminum Hopper
- 1/3 Yard Spreader
- 5.5 Hp Honda Vertical Shaft Engine
- 500 Lb. Capacity
- 4-24 Ft. Spreading Width
- Adjustable Material Deflectors
- 14" Spinner Disc
- Stainless Steel Body
- In-Cab Control Panel

FAST-CAST 550 ELECTRIC MOTOR SPECIFICATIONS

- Electric Motor/Aluminum Hopper
- 1/3 Yard Spreader
- Motor draws less than 20 Amps
- 500 Lb. Capacity
- 4-24 Ft. Spreading Width
- Adjustable Material Deflectors
- 14" Spinner Disc
- Stainless Steel Body
- In-Cab Control Panel

Colleges and Universities • Hospitals • Corporations • Stadiums • Roads • Walkways • Sidewalks • Driveways • Ball Fields • Parks • Cemeteries • Residence

More Innovation. More Value.



Enhancing our Customers' Comfort and Productivity Every Day

INSTALLATION AVAILABLE FROM YOUR LOCAL AUTHORIZED DEALER:

CURTIS INDUSTRIES
111 Higgins Street
Worcester, MA 01606
508-853-2200
www.CurtisCab.com

"©2015 Specifications, colors and features are subject to change without notice. There are no warranties, expressed or implied, contained herein and our limited warranty can be found on www.curtiscab.com or can be obtained by contacting your dealer or Curtis Industries, LLC at 111 Higgins St. Worcester, MA 01606.

We reserve the right to make design changes in our products without obligation to make these changes on previously sold equipment, options or accessories."

The information in this brochure were believed to be correct at the time of printing. Ask your dealer about the availability of options and accessories.

Kubota®, Star®, Massy-Ferguson®, Kioti®, Toro®, Yanmar®, John Deere®, Kawasaki®, Polaris®, Club Car® and E-Z-GO® are all registered trademarks.

Curtis Industries LLC, and its products are not endorsed by or affiliated with any of these Corporations.

© 2015 Curtis Industries LLC All rights reserved Printed in U.S.A.