



Bajonett Subminiatur

Bayonet Subminiature

Kabelsteckverbinder

- Bajonett-Verriegelung
- 2 – 8-polig
- Schutzart IP40 ¹⁾
- Lötanschluss
- Durchmesser 12 mm

Flanschsteckverbinder

- Bajonett-Verriegelung
- 2 – 8-polig
- Schutzart IP40 ¹⁾
- Lötanschluss
- Durchmesser 12 mm

Cable Connectors

- Bayonet locking system
- 2 – 8 contacts
- Degree of protection IP40 ¹⁾
- Solder termination
- Diameter 12 mm

Panel Mount Connectors

- Bayonet locking system
- 2 – 8 contacts
- Degree of protection IP40 ¹⁾
- Solder termination
- Diameter 12 mm

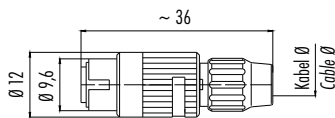
¹⁾Erläuterung der Schutzarten siehe technische Informationen./ ¹⁾Explanation of protection standards see technical information.

Kabelstecker
Male cable connector

Abbildung / Figure



Maßzeichnung / Drawing

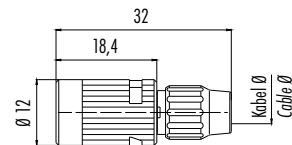


Kabeldose
Female cable connector

Abbildung / Figure



Maßzeichnung / Drawing



Bestell-Daten / Order Data

Polzahl Contacts	Kabeldurchlass 3–4 mm Cable outlet 3–4 mm	Kabeldurchlass 4–5 mm Cable outlet 4–5 mm
2	99 0971 100 02	99 0971 102 02
3	99 0975 100 03	99 0975 102 03
4	99 0979 100 04	99 0979 102 04
5	99 0995 100 05	99 0995 102 05
7	99 9475 100 07	99 9475 102 07
8	99 9479 100 08	99 9479 102 08

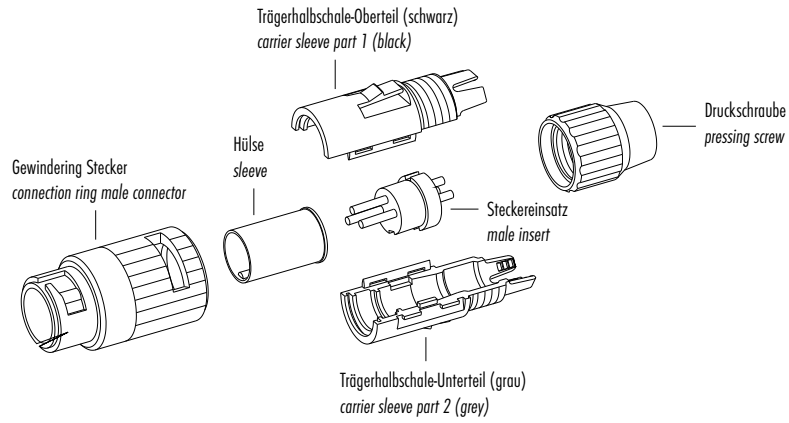
Polzahl Contacts	Kabeldurchlass 3–4 mm Cable outlet 3–4 mm	Kabeldurchlass 4–5 mm Cable outlet 4–5 mm
2	99 0972 100 02	99 0972 102 02
3	99 0976 100 03	99 0976 102 03
4	99 0980 100 04	99 0980 102 04
5	99 0996 100 05	99 0996 102 05
7	99 9476 100 07	99 9476 102 07
8	99 9480 100 08	99 9480 102 08

Technische Daten / Specifications

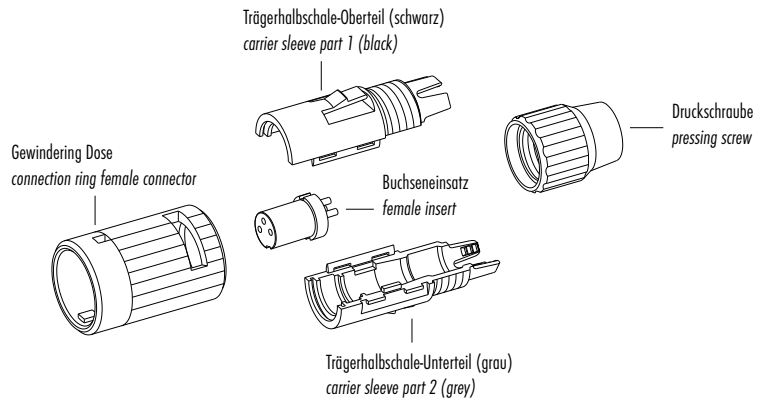
Polzahl	2	3	4	5	7	8	Number of contacts
Steckverbinder Verriegelung	Bajonett/bayonet						Connector locking system
Anschlussart	löten/solder						Termination
Anschlussquerschnitt	max. 0,25 mm ² (max. AWG 24)			max. 0,14 mm ² (max. AWG 26)			Wire gauge
Kabeldurchlass	3–4 mm, 4–5 mm						Cable outlet
Schutzart	IP40						Degree of protection
Mechanische Lebensdauer	> 500 Steckzyklen/> 500 mating cycles						Mechanical operation
Obere Grenztemperatur	+ 85 °C						Upper temperature
Untere Grenztemperatur	– 40 °C						Lower temperature
Bemessungsspannung	125 V						Rated voltage
Bemessungs-Stoßspannung	1500 V						Rated impulse voltage
Verschmutzungsgrad	1						Pollution degree
Überspannungskategorie	II						Overvoltage categorie
Isolierstoffgruppe	III						Material group
Bemessungsstrom (40 °C)	4 A		3 A		1 A		Rated current (40 °C)
Durchgangswiderstand	≤ 3 mΩ						Contact resistance
Material Kontakt	Stift/pin CuZn (Messing/brass), Buchse/socket CuSn (Bronze/bronze)						Material of contact
Kontaktoberfläche	Au (Gold/gold)						Contact plating
Material Kontaktkörper	PA						Material of contact body
Material Gehäuse	PA						Material of housing

Einzelteildarstellung
Component part drawing

Kabelstecker
Male cable connector



Kabeldose
Female cable connector



Flanschstecker
Male panel mount connector

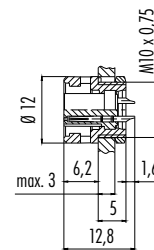
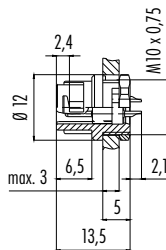
Abbildung / Figure



Flanschdose
Female panel mount connector



Maßzeichnung / Drawing



Bestell-Daten / Order Data

Polzahl Contacts	Bestell-Nr. Ordering-No.
2	09 0973 00 02
3	09 0977 00 03
4	09 0981 00 04
5	09 0997 00 05
7	09 9477 00 07
8	09 9481 00 08

Polzahl Contacts	Bestell-Nr. Ordering-No.
2	09 0974 00 02
3	09 0978 00 03
4	09 0982 00 04
5	09 0998 00 05
7	09 9478 00 07
8	09 9482 00 08

Technische Daten / Specifications

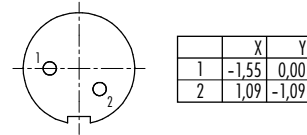
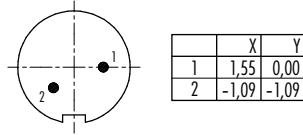
Polzahl	2	3	4	5	7	8	Number of contacts
Steckverbinder Verriegelung	Bajonett/bayonet						Connector locking system
Anschlussart	löten/solder						Termination
Anschlussquerschnitt	max. 0,25 mm ² (max. AWG 24)			max. 0,14 mm ² (max. AWG 26)			Wire gauge
Kabeldurchlass	—						Cable outlet
Schutzart	IP40						Degree of protection
Mechanische Lebensdauer	> 500 Steckzyklen/> 500 mating cycles						Mechanical operation
Obere Grenztemperatur	+ 85 °C						Upper temperature
Untere Grenztemperatur	- 40 °C						Lower temperature
Bemessungsspannung	125 V						Rated voltage
Bemessungs-Stoßspannung	1500 V						Rated impulse voltage
Verschmutzungsgrad	1						Pollution degree
Überspannungskategorie	II						Overvoltage categorie
Isolierstoffgruppe	III						Material group
Bemessungsstrom (40 °C)	4 A		3 A		1 A		Rated current (40 °C)
Durchgangswiderstand	≤ 3 mΩ						Contact resistance
Material Kontakt	Stift/pin CuZn (Messing/brass), Buchse/socket CuSn (Bronze/bronze)						Material of contact
Kontaktoberfläche	Au (Gold/gold)						Contact plating
Material Kontaktkörper	PA						Material of contact body
Material Gehäuse	PA						Material of housing

Polbilder
Contact arrangements

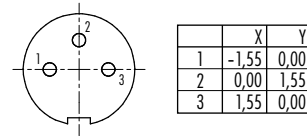
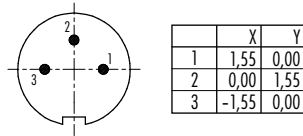
Stifteinsatz (Steckseite)
Male insert (mating side)

Buchseinsatz (Steckseite)
Female insert (mating side)

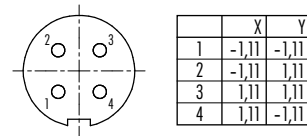
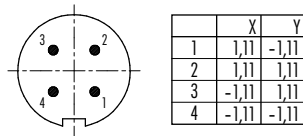
2 pol
2 contacts



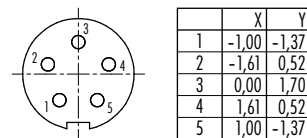
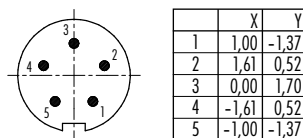
3 pol
3 contacts



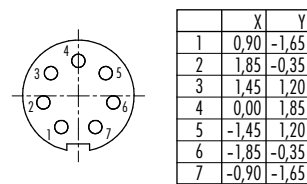
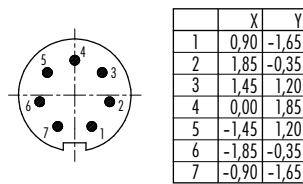
4 pol
4 contacts



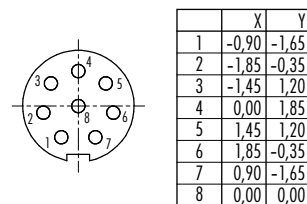
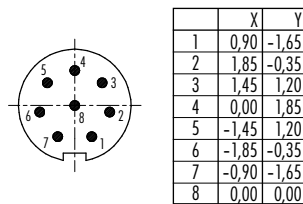
5 pol
5 contacts



7 pol
7 contacts



8 pol
8 contacts



Montageausschnitt
Panel cut out

