



HOPPER BARGES | WORKBOATS



THE BEST EQUIPMENT
FOR YOUR PROJECT

ROAD TRANSPORTABLE

- Workboats
- Hopper barges

HIGH QUALITY

CUSTOM BUILD





HOPPER- AND SPLIT BARGES

Our collection barges is unique due to their effective sailing properties and low tare weight. They have a high loading capacity, which ensures efficient transport of e.g. soil and other materials.

Barges are made from Hardox, which means they are better protected and more resistant against wear and tear. The unique structure of hopper- and split barges makes it possible to stack them. This applies to 15, 20 and 25 m³ barges.

For the larger projects we offer XL hopper barges with more loading capacity.

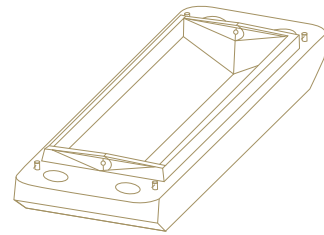
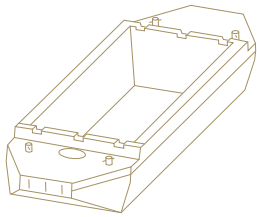
TRANSPORT

The 15, 20, 25 m³ hopper barges can transported on one trailer.





HOPPER- AND SPLIT BARGES



HOPPER BARGE

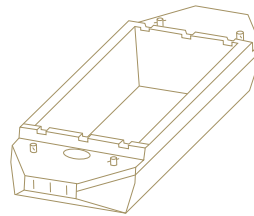
Weight	+/- 6,960 kg	+/- 8,650 kg	+/- 9,950 kg
Length o.a.	10.40 m	11.90 m	13.50 m
Width o.a.	2.85 m	2.85 m	2.85 m
Height	1.35 m	1.45 m	1.45 m
Loading capacity	20.8 tonnes	24 tonnes	29 tonnes
Bulk volume	15 m ³	20 m ³	25 m ³

SPLIT BARGE

Weight	+/-11,700 kg
Length o.a.	12.50 m
Width o.a.	2.85 m
Height	1.40 m
Loading capacity	-
Bulk volume	20 m ³

Waterking BV, all rights reserved. The equipment design and specifications are subject to change without prior notice. All specifications (metric) are approximate. Dimensions are for reference only.





HOPPER BARGE XL (2 or 4 separated hull parts suitable for standard road transport - truck/ trailer)

Length o.a.	17.00 m	18.04 m	31.34 m
Width o.a.	5.20 m	5.24 m	7.04 m
Height	2.50 m	2.50 m	2.90 m
Depth at side	1.90 m	1.90 m	2.24 m
Draught max.	1.75 m	1.75 m	2.10 m
Draught min.	0.47 m	0.47 m	0.58 m
Loading capacity	105 tonnes	110 tonnes	296 tonnes
Bulk volume	86.6 m ³	93.8 m ³	160 m ³
Weight	30 tonnes	32 tonnes	92 tonnes
Transport weight section 1. left	15 tonnes	16 tonnes	-
Transport weight section 2. right	15 tonnes	16 tonnes	-
Transport weight section 1. left front	-	-	24 tonnes
Transport weight section 2. right front	-	-	24 tonnes
Transport weight section 3. left back	-	-	22 tonnes
Transport weight section 4. right back	-	-	22 tonnes
Transport section 1. left l x w x h	17.00 x 2.60 x 2.50 m	18.04 x 2.62 x 2.50 m	-
Transport section 2. right l x w x h	17.00 x 2.60 x 2.50 m	18.04 x 2.62 x 2.50 m	-
Transport section 1. left front l x w x h	-	-	15.90 x 3.52 x 2.90 m
Transport section 2. right front l x w x h	-	-	15.90 x 3.52 x 2.90 m
Transport section 3. left back l x w x h	-	-	15.44 x 3.52 x 2.90 m
Transport section 4. right back l x w x h	-	-	15.44 x 3.52 x 2.90 m

Waterking BV, all rights reserved. The equipment design and specifications are subject to change without prior notice. All specifications (metric) are approximate. Dimensions are for reference only.

WITH OUR HELP YOU CAN EXPAND YOUR HORIZON

PUSH-, TUG-, AND WORKBOATS



Waterking offers a wide range of workboats for different purposes, such as; towing, mooring, pushing, anchor handling, etc. Hopper barges and modular pontoons can be transported using a push- or tugboat.


They feature a mechanical drive, with propeller-shaft and reversing gear, or a hydraulic drive. Hydraulic drives are often used in shallow waterways.

OPTIONS

The workboats can be equipped with a searchlight, horn, navigation lights, floodlight, hand-held, VHF radio and automatic identification system. For the accommodation/wheelhouse there are also several options like insulation for noise reduction, but even modern living or storage spaces.

TRANSPORT

Large and heavy-duty versions, as well as smaller workboats, can be transported on public highways in a container or on a flatbed trailer.



1.

TUGBOAT MULTICAT 1 (incl. crane) Also available as divisible

Length overall, approx.	10.40 m
Width overall	4.05 m
Height	4.45 m
Power	165 kW
Deck crane	74 kNm
Average draught <small>(with full tanks), approx.</small>	0.9 m
Bollard pull	20 kN

ALUMINIUM WORKBOAT 2

Length overall	6.00 m
Width overall	2.00 m
Aluminium	5 mm
Outboard power	40 HP

WORKBOAT | PUSH BOAT 3

Length overall	8.00 m
Width overall	3.00 m
Power	140 kW
Winch	2 pcs.

WORKBOAT | PUSH BOAT 4

Length overall	6.00 m
Width overall	2.00 m
Engine diesel	+/- 40 kW
Winch electrical	2 pcs.

Waterking BV, all rights reserved. The equipment design and specifications are subject to change without prior notice. All specifications (metric) are approximate. Dimensions are for reference only.

3.



4.



ALWAYS ONE
STEP AHEAD

IN A WORLD WHERE
INNOVATION
MATTERS

CONTACT US

Waterking BV

Phone

+ 31 (0)592 - 55 95 36

Website

www.waterking.nl

Email

sales@waterking.nl

Post Address

PO Box 1, 9480 AA Vries

The Netherlands

Address

Mercuriusweg 22, 9482 WL Tynaarlo

The Netherlands

