

# Automatic Sleeve Shrink wrappers

## Combi **PACS** – cross infeed pneumatic collation



### MACHINE SIZES ( Seal Width x Height )

- 450mm x 360mm
- 650mm x 460mm
- 850mm x 460mm
- 1050mm x 460mm

*Custom sizes on request*

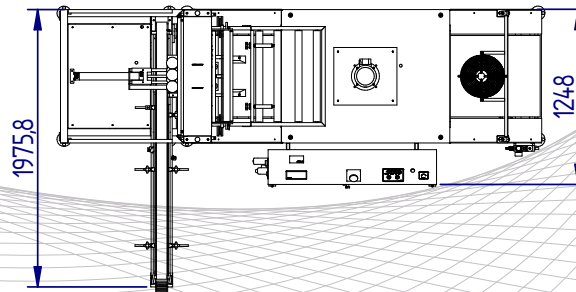
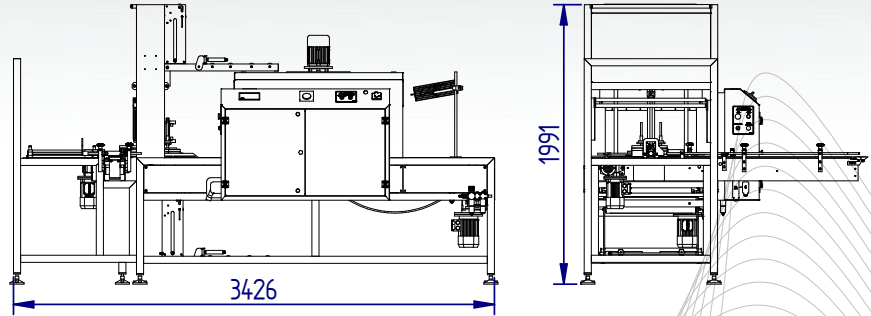
*Power rating from 18kw up to 54kw*

## DESCRIPTION

ENTRY LEVEL FULLY AUTOMATIC SLEEVE SEALER WITH PRODUCT FEED FROM THE SIDE WITH PNEUMATIC PRODUCT COLLATION SUITED TO RUNNING STABLE PRODUCT IN TRAYS OR SINGLE COLLATIONS.


## Specifications

- **Speed (pack dependant) 12-15 packs per minute**
- Driven infeed belt
- Full safety guarding
- PLC control
- Adjustable product guiding to suit product type
- 2,5mm seal with hot cut
- Top and bottom film roll holder
- Product pack clamp
- Adjustable pusher face with guide
- Automatic film feed
- Striker plate or back up activation
- Aftercooling fans



## OPTIONS

- **Tunnel Belt Type** | Metal Mesh | Plastic module | Rollers
- **Infeed belt** | Low friction | Mat top | Roller  
Tab chain or other Product specific belt types
- Extended hood lengths for custom requirements.



**ACEPAK**  
\*THE SCIENCE OF PACKAGING

# Automatic Sleeve Shrink wrappers

## Combi **MCF** – cross infeed motorised collation



### MACHINE SIZES ( Seal Width x Height )

- 450mm x 360mm
- 650mm x 460mm
- 850mm x 460mm
- 1050mm x 460mm

*Custom sizes on request  
Power rating from 18kw up to 54kw*

## DESCRIPTION


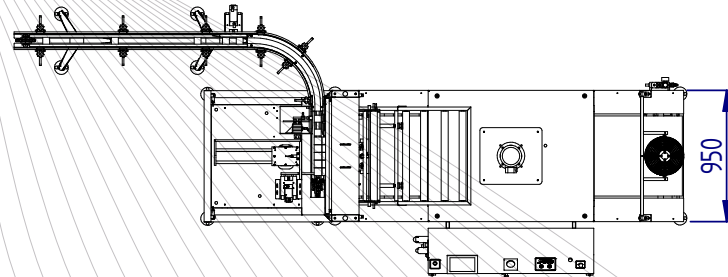
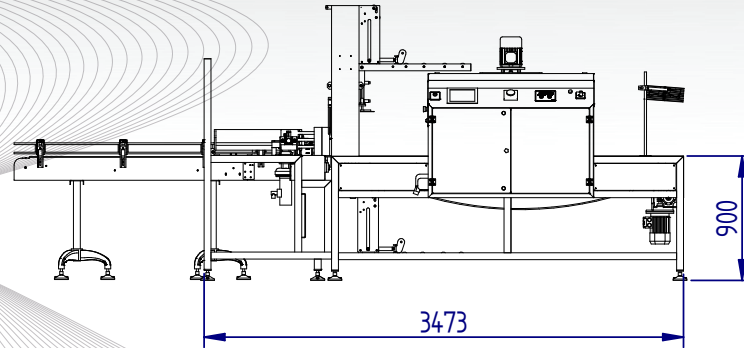
FULLY AUTOMATIC SLEEVE SEALER WITH PRODUCT FEED FROM THE SIDE WITH MOTORISED PRODUCT COLLATION  
SUITED TO RUNNING STABLE LOOSE PRODUCT OR STABLE PRODUCT AT HIGHER RATE.

## Specifications

- **Speed ( pack dependant ) 15-17 packs per minute**
- Driven infeed belt
- Full safety guarding
- PLC control
- Adjustable product guiding to suit product type
- Rack and pinion motorised ram pusher
- Multistage collation to suit pack.
- Adjustable collation speed and ramp rates
- 2,5mm seal with hot cut
- Top and bottom film roll holder
- Product pack clamp
- Adjustable pusher face with guide
- Automatic film feed
- Striker plate or back up activation
- Aftercooling fans

## OPTIONS

- **Tunnel Belt Type** | Metal Mesh | Plastic module | Rollers
- **Infeed belt** | Low friction | Mat top | Roller  
Tab chain or other Product specific belt types
- Extended hood length
- Overhead product guides
- Stacking mechanisms
- Radius bends on the infeed
- Product orientation prior to collation



**ACEPAK**  
\*THE SCIENCE OF PACKAGING



**MACHINE SIZES ( Seal Width x Height )**

- 450mm x 360mm
- 650mm x 460mm
- 850mm x 460mm
- 1050mm x 460mm

*Custom sizes on request  
Power rating from 18kw up to 54kw*

## DESCRIPTION


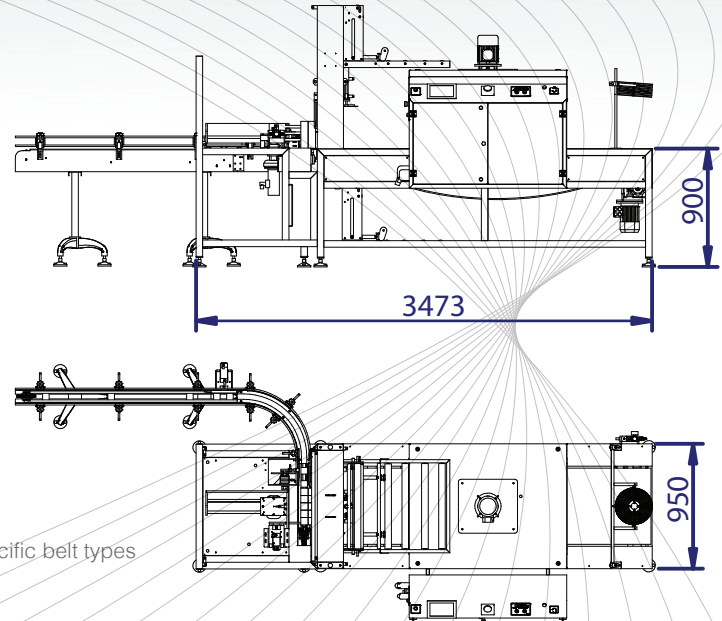
VERSATILE FULLY AUTOMATIC SLEEVE SEALER WITH PRODUCT FEED FROM THE SIDE WITH SERVO MOTORISED COLLATION. SUITED TO RUNNING MANY DIFFERENT PACK TYPES ON ONE UNIT WITH MINIMAL CHANGE OVER REQUIRED. CAPABLE OF RUNNING, SOFT, UNSTABLE, ROUND AND SQUARE PRODUCT FULLY AUTOMATICALLY.

## Specifications

- Speed 15-20 packs per minute
- Driven infeed belt
- Full safety guarding
- Servo PLC control
- Independent pack type recipes per product run
- Adjustable product guiding to suit product type
- Rack and pinion servo driven ram pusher
- Multistage collation to suit pack.
- Adjustable collation speed and ramp rates per product
- Touch screen display
- All necessary electronic functions adjustable from the display
- 2,5mm seal with hot cut
- Top and bottom film roll holder
- Product pack clamp
- Adjustable pusher face with guide
- Automatic film feed
- Back up activation
- Aftercooling fans

## OPTIONS

- **Tunnel Belt Type** | Metal Mesh | Plastic module | Rollers
- **Infeed belt** | Low friction mat top | Roller | Tab chain or other product specific belt types
- Extended hood lengths
- Overhead product guides
- Stacking mechanisms
- Radius bends on the infeed
- Product orientation prior to collation
- Product line brakes
- Stainless steel construction
- Product Orientation



**ACEPAK**  
\*THE SCIENCE OF PACKAGING



**MACHINE SIZES ( Seal Width x Height )**

- 450mm x 360mm
- 650mm x 460mm
- 850mm x 460mm
- 1050mm x 460mm

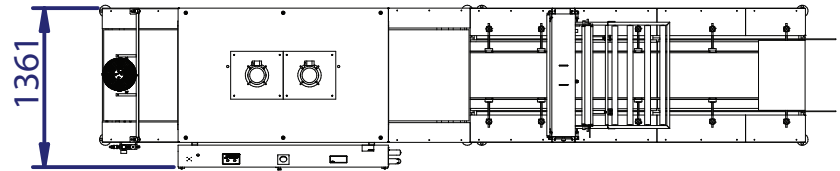
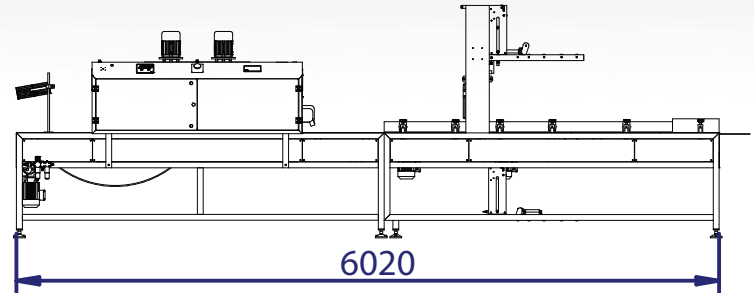
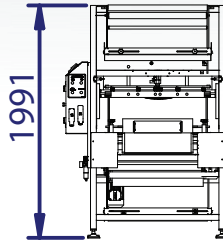
*Custom sizes on request  
Power rating from 18kw up to 54kw*

## DESCRIPTION

INLINE SLEEVE SEALER WITH GAPPING BELT COLLATION  
SUITED TO RUNNING SINGLE,  
STACKED PRODUCT AND PRODUCT IN TRAYS, WEIGHING TYPICALLY OVER 5KG.


## Specifications

- Speed 15-20 packs per minute
- High friction Driven infeed gapping belts
- Post sealbar take off belt
- Full safety guarding
- Automatically gaps product
- No change parts required
- 2,5mm seal with hot cut
- Top and bottom film roll holder
- Product pack clamp
- Automatic film feed
- Aftercooling fans



## OPTIONS


- **Tunnel Belt Type** | Metal Mesh | Plastic module | Rollers
- **Infeed belt** | high friction | Rubber belt or plastic module with rubber inserts.
- Extended hood length
- Film advance for light packs
- Product orientation prior to collation
- Stainless steel construction



**ACEPAK**  
\*THE SCIENCE OF PACKAGING



# Combi **BFB** – inline bottom flightbar collation



**MACHINE SIZES ( Seal Width x Height )**

- 450mm x 360mm
- 650mm x 460mm
- 850mm x 460mm
- 1050mm x 460mm

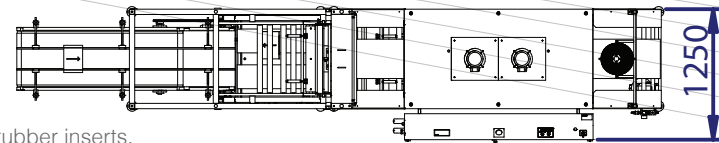
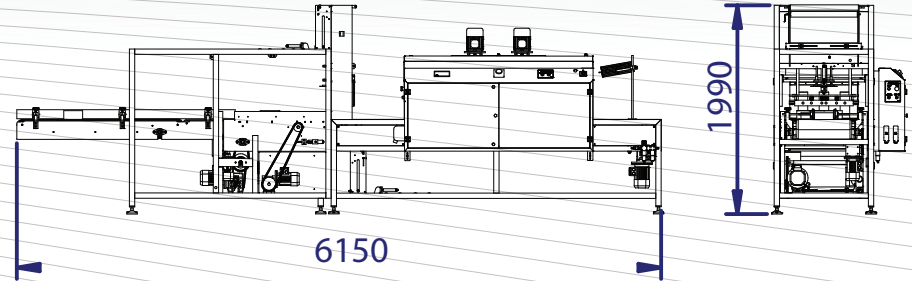
*Custom sizes on request  
Power rating from 18kw up to 54kw*

## DESCRIPTION

INLINE SLEEVE SEALER WITH GAPPING BELT COLLATION AND BOTTOM FEEDING FLIGHTBARS  
SUITED TO RUNNING SINGLE, STACKED PRODUCT AND PRODUCT IN TRAYS, WHERE HIGHER RUNNING SPEEDS ARE REQUIRED  
OR THE PRODUCT IS VERY LIGHT.  
PRODUCT IS POSITIVELY ADVANCED INTO THE FILM BY THE FLIGHTBAR.


## Specifications

- Speed 20-25 packs per minute
- High friction Driven infeed gapping belts
- Stainless steel bottom feeding flightbars
- Post sealbar take off belt
- Full safety guarding
- Automatically gaps product
- Controls line infeed pressure
- No change parts required
- 2,5mm seal with hot cut
- Top and bottom film roll holder
- Product pack clamp
- Adjustable cycle rate for different product types
- Automatic film feed
- Aftercooling fans



## OPTIONS

- **Tunnel Belt Type** | Metal Mesh | Plastic module | Rollers
- **Infeed belt I** High friction rubber belt or plastic module with rubber inserts.
- Extended hood length
- Product orientation in the flightbar area
- Stainless steel construction



**ACEPAK**  
\*THE SCIENCE OF PACKAGING

# Automatic Sleeve Shrink wrappers

Combi **PAFB**– Inline flightbar collation | OPTIONAL PAD INSERTER



#### MACHINE SIZES ( Seal Width x Height )

- 450mm x 360mm
- 650mm x 460mm
- 850mm x 460mm
- 1050mm x 460mm

*Custom sizes on request*

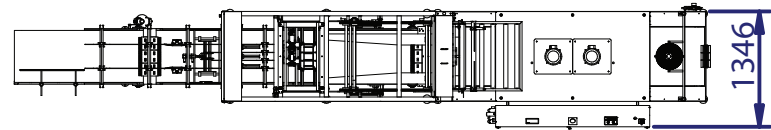
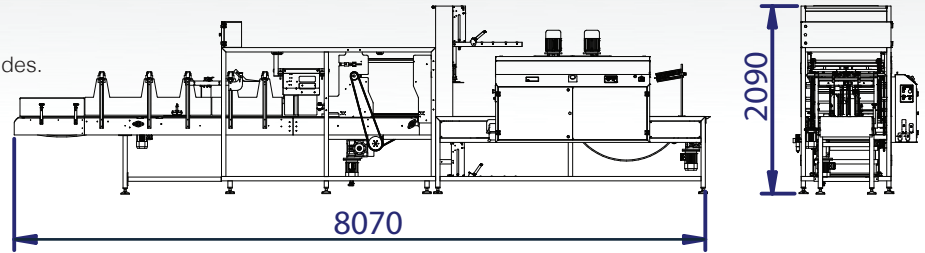
*Power rating from 18kw up to 54kw*

## DESCRIPTION

INLINE FULLY AUTOMATIC SLEEVE SEALER , WITH GATED PRODUCT COLLATION,  
SUITED FOR RUNNING LOOSE PRODUCT IN UNSUPPORTED PACKS OR ONTO DIE CUT CARDBOARD PADS WITH THE OPTIONAL PAD INSERTER.

## Specifications

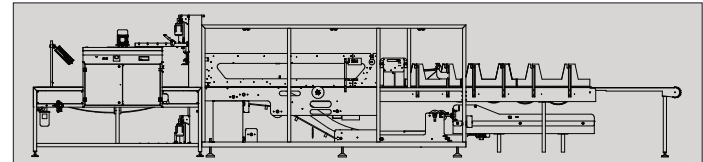
- Speed 20-25 packs per minute
- Pressure controlled primary infeed belt
- Adjustable lane guides for various products
- Pre-set easy insert change part collation gates and product guides.
- Electronic synchronisation of all machine functions
- Stainless steel flightbars
- Post sealbar take off belt or stop start tunnel belt
- Full safety guarding
- Controls line infeed pressure
- 2,5mm seal with hot cut or constant heat bar
- Top and bottom film roll holder
- Product pack clamp
- Adjustable cycle rate for different product types
- Automatic film feed
- Twin and single track collation
- Aftercooling fans



### OPTIONAL PAD INSERTER MODULE:


- Low level high volume bottom feeding pad magazine
- Easy access for loading on the run
- Dual headed rotary vacuum card fetch with mechanical vacuum valve
- Card fetch mechanically linked to machine speed
- Pad and product check detection
- Positive merging of pad to products in motion

### OPTIONAL PAD INSERTER



### OPTIONS

- **Tunnel Belt Type** | Metal Mesh | Plastic module | Rollers
- Extended hood length
- Stainless steel construction



**ACEPAK**  
\*THE SCIENCE OF PACKAGING

# Combi **PAL** – cross feed lifting collation



## MACHINE SIZES ( Seal Width x Height )

- 450mm x 360mm
- 650mm x 460mm
- 850mm x 460mm
- 1050mm x 460mm

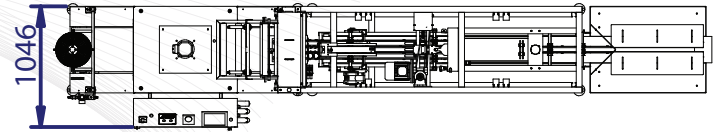
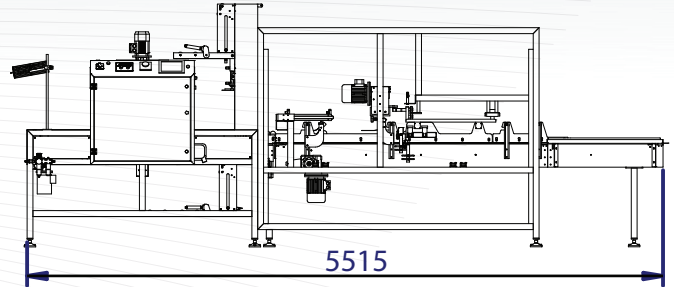
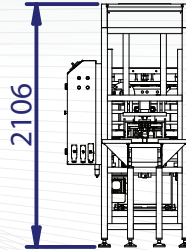
*Custom sizes on request  
Power rating from 18kw up to 54kw*

## DESCRIPTION

INLINE OR CROSS INFEED FULLY AUTOMATIC SLEEVE SEALER , WITH PRODUCT LIFTING COLLATION,  
SUITED FOR RUNNING LOOSE PRODUCT THAT IS UNSTABLE OR THE PROFILE DOES NOT ALLOW TRADITIONAL COLLATION METHODS

## Specifications

- Speed 17-20 packs per minute
- Adjustable lane guides for various products
- Pre-set easy insert change parts for lifting and pusher faces
- Electronic synchronisation of all machine functions
- Stainless steel and aluminium change parts
- Post sealbar take off belt or stop start tunnel belt
- Full safety guarding
- 2,5mm seal with hot cut
- Top and bottom film roll holder
- Product pack clamp
- Automatic film feed
- Twin and single track collation
- Aftercooling fans




## OPTIONAL STACKING MODULE:

- Adjustable stacking device with positive product clamping
- Mounted above the lifting area
- Suited to uniformly shaped products
- Amount of layers adjustable for different product types

## OPTIONS

- **Tunnel Belt Type** | Metal Mesh | Plastic module | Rollers
- Extended hood length
- Stainless steel construction



**ACEPAK**  
\*THE SCIENCE OF PACKAGING