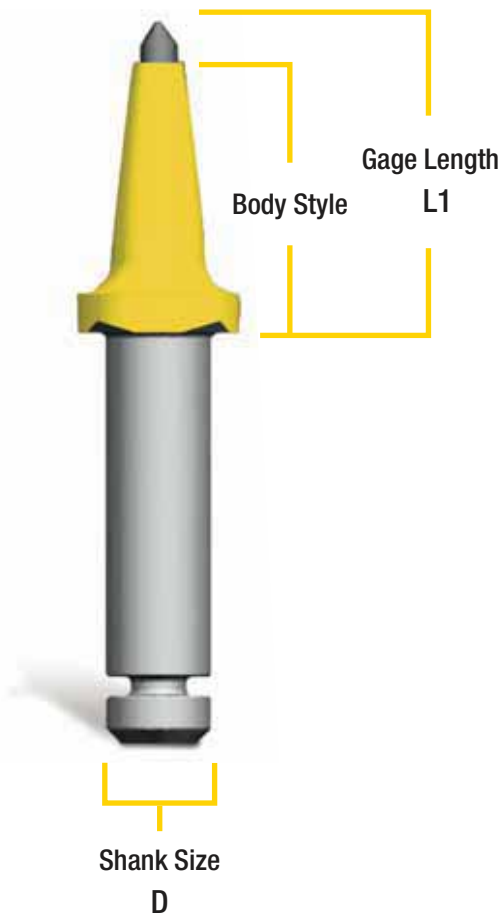



Product Selector

How to Use the Product Selector



Step 1 Determine shank size.

Step 2 Determine gage length.

Step 3 Identify cutting condition. 

Step 4 Determine body style based on life or penetrability. Choose heavy or standard body style for extended life. Use slim or finned tools for better penetration.

■ Conicals • Product Selector

							cutting conditions			
order number	catalog number	shank size D		gage L1		page number(s)				
		mm	in	mm	in		light	medium	heavy	severe
1010355	U80	16	0.62	25	0.99	51		●		
1010294	U43KHL	19	0.75	44	1.72	51	●			
1010704	MOD U43KH			44	1.74	51	●			
1010489	U43KL 50			44	1.74	51	●			
1010718	U43KLB			46	1.80	51	●			
1010292	U43KL/C22			46	1.81	51	●			
1010316	U50KH 75	20	0.80	44	1.72	50	●			
1010324	U50KL 50			47	1.84	50	●			
1010394	U51KHL 75			49	1.94	50	●			
1010318	U51KL 68			50	1.95	50	●			
1107736	U50W 50			56	2.20	50	●			
1010498	U50KL 60			47	1.84	50	●			
2503806	U765CB 1.9 .32			25	1.00	47	1.85	49	●	
1960633	UCKC1465PKHD	58	2.27			48			●	
1010298	U40KF	62	2.44			48	●			
2433376	U765K 2.5 .63	64	2.50			48			●	
2419418	U73 2.5 .36	64	2.50			49	●			
5176856	U73 2.5 .36 MOD	64	2.50			49	●			
1960546	U765PHD	64	2.50			48			●	
1960550	U765PKHD	64	2.50			48			●	
1327056	AM476	64	2.50			49			●	
2622732	U73 2.5 16NB	64	2.50			49			●	
1327060	AM471	64	2.50			49			●	
1960547	U765PXHD	64	2.51			48				●
5166746	U765PXHD MOD	64	2.50			48				●
3121837	U765PXHDHF	64	2.51			48				●
2384561	U73K 2.65 .32	67	2.65			49	●			
2432315	U73 2.6 .36-60	67	2.66			49	●			
2433394	U765 2.7 .48	68	2.66			48			●	
5210615	PROPOINT25 A12.570	68	2.69			39			●	
3554706	U765L 2.7 .62	68	2.69			48				●
1960551	U765PH	69	2.71			48				●
1960634	U765PH43	69	2.71	48				●		
1960639	U765PKH43	69	2.71	48			●			
2432301	U765S 2.75 .36 60	70	2.74	48	●					
1960638	U765PKH38	70	2.75	48	●					

NOTE: For a complete icon description, see the Icon Guide on page 19.

■ Conicals • Product Selector *(continued)*

order number	catalog number	shank size D		gage L1		page number(s)	cutting conditions					
		mm	in	mm	in							
1327077	AM430FB	25	1.00	70	2.75	49	●					
2271391	AM470 2.75 62			70	2.75	49		●				
1753656	AM470			70	2.75	49		●				
4161379	PROPOINT25 A1470			70	2.75	39	●					
5147219	PROPOINT25 A1470K			70	2.75	39	●					
2446719	U73 2.8 15.87A			70	2.76	49	●					
2432314	U73 2.8 12.5NB			71	2.80	49			●			
3480145	U73K 2.8 12.5NB			71	2.80	49			●			
1887766	AM472			72	2.84	49			●			
3382280	UC765KSAL			72	2.85	48				●		
1010414	U40HD			74	2.92	48			●			
1717663	UC765K 2.7 .62 WITH MOD GROOVE			69	2.73	48				●		
2220813	K1 NB			30	1.18	64	2.50	46		●		
3343638	120 19NB					68	2.66	45			●	
2034016	K1 K NB	69	2.71			46			●			
1950491	K1 K	69	2.71			46			●			
1010566	UCKC84HFLR	70	2.74			45				●		
3343652	120 22NB	70	2.75			45				●		
3791328	U84HDLR CH 19NB HF	70	2.76			45				●		
1010379	U84KHD	70	2.76			45				●		
1010529	U84HD	70	2.76			45			●			
1747951	UCKC84KHF	70	2.77			45				●		
3343650	U84HDLR CH 19NB	70	2.77			45				●		
1870106	U119K 75 19.5	75	2.95			45				●		
1891401	AM510PFG	76	3.00			47				●		
2907496	U85K 3.0 14NB	77	3.01			45			●			
4101464	U85K 3.1 19NB	78	3.08			45			●			
3880831	PROPOINT30 A1480K	78	3.08			39	●					
2442351	U83K 3.1 .48	79	3.09			47			●			
2506006	U85K 3.1 .48	79	3.09			46			●			
3761567	PROPOINT30 A1480	78	3.09			39	●					
1891425	AM500PFG	79	3.09			47			●			
2454684	U83K 3.1 14	79	3.09			47			●			
2243255	AM500K 3.1 11NB	79	3.10			47	●					
1819048	U119K8016BN SL	79	3.12			46				●		
4132928	U119KSL 8018.6BN	79	3.13			45				●		

NOTE: For a complete icon description, see the Icon Guide on page 19.

■ Conicals • Product Selector *(continued)*

order number	catalog number	shank size D		gage L1		page number(s)	cutting conditions			
		mm	in	mm	in					
1924851	U119K 80 17.5BN	30	1.18	80	3.13	45			●	
1010562	U119K 80 16			80	3.16	46				
3029709	U82HDLR-12.5NB			80	3.13	46		●		
2992574	U119K 80 16BN			79	3.13	45		●		
1924847	U119K 80 16BN			79	3.13	46		●		
1107477	U119 80 16			80	3.15	46			●	
3029710	U84HDLR CH 16NB			80	3.16	46		●		
5328289	U84KHD-CH-19NB-HF			71	2.78	45		●		
3113108	U119K8016 BN/SL			81	3.18	46		●		
3550051	U119KSL 8018.6BN			81	3.18	46			●	
1835670	AM521 75HF			83	3.25	45			●	
1891427	AM514P 62			83	3.25	47	●			
1880620	AM514KP 62			83	3.25	47	●			
2527413	U85K 3.2 16NB			83	3.25	46		●		
3950236	AM521K 75HF			83	3.25	45			●	
4067822	AM521 75 X			83	3.25	45			●	
1724595	AM521C 24.43			83	3.26	45			●	
1010424	U85HLR 75			84	3.32	45	●			
1075595	U85AUS 16NB			85	3.33	46		●		
1891423	AM511PFG			85	3.33	47		●		
5042831	AM511PFG W/NESTED COLLAR			85	3.33	47		●		
1952532	AM511K 12.5NB 65			85	3.34	47		●		
1891398	AM506PFB			85	3.34	47	●			
1857842	AM511 12.5NB 65			85	3.34	47	●			
2622272	U119S 3.3 .38 70BN			85	3.36	46	●			
1010407	U85HD			86	3.37	46		●		
2234432	U85HDHF			86	3.37	46		●		
4058676	U85HD X			86	3.37	46		●		
1992213	K1 46 1K			88	3.46	46		●		
2222840	K1-1-65-H			89	3.49	46		●		
5147316	PROPOINT30 A1489			89	3.50	39		●		
3489250	U83KPG3.5 .48			89	3.50	47		●		
5001192	PROPOINT30 A1489K			89	3.50	39	●			
2503798	K1 22NB K			89	3.50	45			●	
1104924	UR118 3.5 12.5NB			89	3.50	47		●		
1196746	UR118 3.5 50			89	3.50	47		●		

NOTE: For a complete icon description, see the Icon Guide on page 19.

■ Conicals • Product Selector *(continued)*

order number	catalog number	shank size D		gage L1		page number(s)	cutting conditions			
		mm	in	mm	in					
2222842	K1-1-SM-65-H	30	1.18	89	3.50	46		●		
2222931	K1 1K NB			89	3.50	46		●		
1178183	UR118K 3.5 12.5NB			89	3.50	47				
3004869	U85ABM 91 16NB			91	3.59	46			●	
1010409	UC85KSA			91	3.59	46			●	
3343635	S100 19NB	35	1.38	77	3.01	43			●	
2222969	U138-L82			82	3.22	43			●	
3383451	U94KHDSA 85			82	3.24	44				●
1010443	U94KHD			88	3.48	43				●
1010469	U94HDLR			89	3.49	43				●
2276047	U94HDL			89	3.49	43			●	
2527112	U92 3.5 16NB			89	3.50	43			●	
2645800	U92K 3.5 25NB			89	3.50	43			●	
4086152	PROPOINT35 A1489			89	3.50	39			●	
2508189	U93 3.5 14NB			89	3.50	44	●			
3041840	U93 3.5 .48			89	3.51	44	●			
2434939	U93LRD 3.5 14NB			89	3.50	44			●	
3343629	U94HDLR 19NB			89	3.51	43			●	
3617097	U94KHDSA92 18.6BN			91	3.58	43			●	
1103931	U94KHDSA 95			95	3.73	43			●	
2216793	U92LRHF 5			99	3.90	43				●
1715471	U92HDL 5			100	3.92	43	●			
3753098	PLUSPOINT35 HA2598			100	3.93	38				●
2272937	U92K 4.0 22NB			100	3.95	43				●
2414148	U92 4.0 22NB			100	3.95	43				●
2250379	U92LR 4.0 22NB			100	3.95	43				●
3555073	U92KHDSA102 18.6BN			101	3.97	43			●	
4086143	PROPOINT35 A14102			101	3.98	39			●	
2449972	U92LR 4.0 19.65NB			101	3.98	43	●			
3029708	U92HDLR 16NB			101	3.99	43			●	
2635236	U92 4.0 16NB			102	4.00	43			●	
3107240	U93LRD 4.0 12.5NB			102	4.00	44	●			
1715472	U92HDL			102	4.00	43			●	
2394830	U92K 4.0 19NB			102	4.00	43			●	
1010431	U92KHD/AM592FBY			102	4.00	43			●	
3634610	U93 4.0 14 NB	102	4.00	44	●					

NOTE: For a complete icon description, see the Icon Guide on page 19.

■ Conicals • Product Selector *(continued)*





order number	catalog number	shank size D		gage L1		page number(s)	cutting conditions			
		mm	in	mm	in					
3772924	U93HP 4.0 19.65NB	35	1.38	103	4.04	44		●		
1010742	C7/U47	38	1.50	61	2.39	41			●	
1992171	U47WL			63	2.47	41		●		
2222090	U47SM-65-H			64	2.51	41				●
2222093	U47SM-65			64	2.52	41				●
2222095	U47SM-H			64	2.52	41				●
4060200	U47HD/65YD			64	2.52	41				●
2222962	MR38 HD ZIX			70	2.75	42				●
3344896	MR3825/ZIXY			70	2.75	42				●
3375243	U47 52B 19.5			70	2.75	41			●	
3343671	U47 19NB			70	2.76	41			●	
1620315	MR38.25 OZR			70	2.77	42				●
1874952	VA46K1			77	3.02	41			●	
3343658	U47 22NB			78	3.07	41				●
3613270	U135-25NB-SY			80	3.14	42				●
3870578	U135-25NB-SY-HF			80	3.14	—				●
3343654	U135 25NB			80	3.15	42				●
1875388	K1 KO 38/30 22K			80	3.15	41				●
3343653	U135-22NB			81	3.18	41				●
3613269	U135 22NB SY			81	3.18	42			●	
3901023	MR38.25.68L160			84	3.31	42				●
2222086	U47 1SM	89	3.50	41			●			
1889209	MR38.90 17,5	90	3.54	42			●			
3345401	U47-1HD/65/HY	90	3.54	42				●		
2222975	U95 SM	93	3.66	42			●			
2222976	U95HD	95	3.74	42				●		
1992215	MR37.5 12KA	95	3.75	42			●			
2400758	MR38.110 17,5 HF	110	4.34	42			●			
2888406	U170LRDHF 3.5 25	43	1.70	89	3.50	40			●	
4003371	U170LRDHF 3.5 25			89	3.50	40				●
2940714	U170LR 3.5 25HDHF			89	3.50	40				●
3119516	U170HF 4.0 25NB			102	4.00	40				●
3367616	U170LRD B 4.0 22HF			102	4.00	40				●
4003367	U170LRD 4.0 22			102	4.00	40				●
1793328	U170LR 4.0 22			102	4.00	40				●
3766945	U170LRD 4.0 22			102	4.00	40				●

NOTE: For a complete icon description, see the Icon Guide on page 19.

■ **Conicals • Product Selector** *(continued)*

							cutting conditions			
order number	catalog number	shank size D		gage L1		page number(s)				
		mm	in	mm	in		light	medium	heavy	severe
3381824	U170LR 4.0 19 65NB	43	1.70	102	4.00	40		●		
2450591	U170 4.0 22NB			102	4.00	40		●		
4103385	U170HDLR 4.0 25NB HF			102	4.00	40				●
5288770	U170LRD HP 4.5 30			114	4.50	40		●		
4169173	U170LRD 4.5 30			114	4.50	40		●		
4025558	U170LRHF 4.5 25NB			114	4.50	40				●
2210329	U170LR 4.5 25NB			114	4.50	40				●
2425696	U170LRD 4.5 25NB			114	4.50	40				●
2604841	U170LRD 4.5 19NB			114	4.50	40				●
2431280	U170 4.5 22NB			114	4.50	40		●		
2273708	U170LR 4.5 22NB			114	4.50	40		●		
2398568	U170LRD 4.5 22NB			114	4.50	40		●		
5037965	U170LR 5.5 30			140	5.50	40				●
4058154	PLUSPOINT43 SHA22140			140	5.50	38				●

NOTE: For a complete icon description, see the Icon Guide on page 19.

insert type					retention type							
					internal				external			
plug	cap	narrow bottom	bullet nose		round lock ring	friction	positive lock	friction positive lock	flat hair pin	snap ring	round hair pin	roll pin
		•	•			•					•	
		•	•			•					•	
	•	•	•			•		•				
		•	•			•		•				
		•	•					•				
		•	•			•		•			•	
		•	•			•		•				
	•	•	•			•						