

# iCON® Model 14CE Hydraulic Vibratory Driver/ Extractor with Model 230CE Power Unit

168 kW CAT C6.6 (State IIIA) engine meets all EPA & EU emission regulations.  
Up to 430 kN line pull for extraction.

Full range of clamps available for sheet piling, H-Beams, pipe & caissons in addition to timber & concrete piles.

Computer controls on power unit reduce fuel consumption, pinpoint repair needs, while providing diagnostics and logs.

Power unit open circuit system for maximum cooling and filtering efficiency. Variable displacement pump for optimum power consumption and smooth operation.

Remote-control pendant for vibrator and clamp with emergency stop. Engine speed control for fuel efficiency.

The Hycos designed CE compliant hydraulic power unit oil cooler is combined with the engine cooler providing ample capacity without using auxiliary power to drive extra cooler fans.

Adaptable for underwater, low headroom or box leads operation.

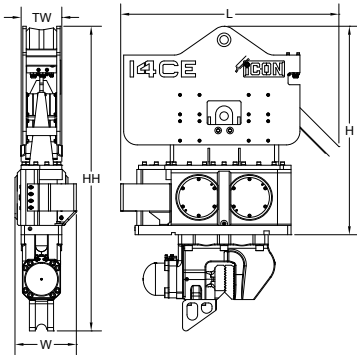
Environmentally friendly, non-toxic, biodegradable hydraulic oil.

Designed and manufactured in the USA by ICE®, world leader in cost-effective foundation equipment since 1974.

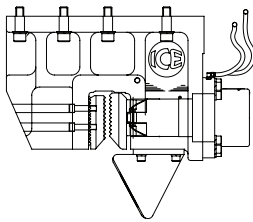


# iCON® Model 14CE Hydraulic Vibratory Driver/ Extractor with Model 230CE Power Unit

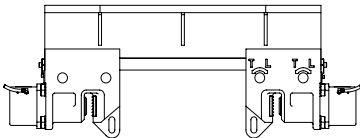
## Dimensions



## Clamps & Accessories



**Model 90  
Universal Clamp**  
Clamping force  
800 kN  
Weight  
490 kg



**6.5' Caisson Beam with  
Model 100BH Caisson Clamps**  
Clamping force  
1975 kN  
Weight  
876 kg

### Other Model 14CE Accessories

- 10' Clamp extension
- 90° Turning plate
- Bias weights
- Vibrator stand
- Wireless remote

## Model 14CE Vibrator Specifications

Eccentric moment	12.3 kg-m
Max. centrifugal force	710 kN
Max. frequency	2300 rpm
Max. amplitude (no clamp)	24 mm
Max. amplitude with clamp	17 mm
Max. static line pull	430 kN
Max. operating pressure	380 bar
Max. oil flow	325 l/min
Dyn. weight (no clamp)	1045 kg
Dyn. weight with clamp	1528 kg
Total weight with clamp	2160 kg
Transport weight	2545 kg
Height without clamp (H)	1565 mm
Length (L)	1635 mm
Width (W)	460 mm
Throat width (TW)	337 mm

\* See "Clamps and Accessories Manual" for in depth description

## Model 230CE Power Unit Specifications

Engine	CAT 6.6
Emissions certification	EU IIIA
Power	168 kW
Operating speed	2000 rpm
Max. motors pressure	330 bar
Motors flow (no load)	278 lpm
Clamp pressure	310 bar
Clamp flow	25 lpm
Weight (empty)	5000 kg
Length	3220 mm
Width	1450 mm
Height	1620 mm
Hydraulic reservoir	600 liters
Fuel capacity	400 liters

Constant improvement and engineering progress make it necessary that ICE®, Inc and iCON Foundation Equipment to reserve the right to make specification changes without notice. Please consult ICE® for the latest available information.

©International Construction Equipment, Inc. All rights reserved. January 2013.

iCON® Foundation Equipment  
Lissenveld 69  
4941VL Raamsdonksveer  
+31 162 58 23 24  
Hendrik de Vink & Sander Jorissen  
sales@iceicon.nl

14CE\_Jan2013