

Vent-Axia Cabinet Fans (CV)

Features and Benefits

- **Rated at 400°C/2h to EN12101-3**
- **Horizontal & vertical discharge models**
- **Automatic belt tensions - no maintenance required**
- **Double inlet forward curved impellers**
- **IP55 3 Phase Motors**
- **Available for exterior rated applications horizontal discharge only**

The CV series has been designed and certified to withstand the extract of air temperatures of up to +400°C for a minimum period of 2 hours. All CV models incorporate galvanized steel casings and include forward curved belt driven centrifugal fans, which are mounted on anti-vibration mounts within the casing. These powerful centrifugal fans are driven from an automatically tensioned and maintenance free, belt and pulley drive system, which is directly connected to IP55 rated 3Ph motors, which include safety thermal overload protection devices as standard.

Certified to EN12101-3 Standards

Applications

Car Parks.

Motors

The CV series is available with a selection of standard 3Ph motor sizes from 0.25 to 15kW. Motors up to 2.2kW are mounted on the fan scroll casings, whilst larger motor sizes are mounted on a separate base frame.

As standard the CV units are supplied with 3Ph motors. Up to 3kW the motors are available in 230/400V 50Hz 3Ph, whilst larger sizes are available in 400V 50Hz. Single phase motors up to 1kW. Two speed motors are available to special order.

Configuration

The CV units are supplied as standard with the motor on the RHS when viewed from the inlet side of the fan and are fitted with rectangular inlet/outlet flanges.

To special order the CV units are available with the motor to the LHS, or with circular inlet/outlet flanges - please enquire.

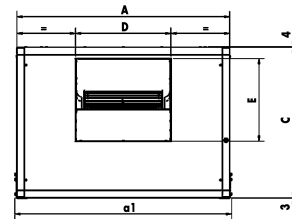
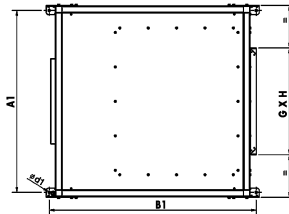
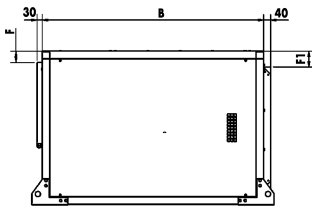
Performance

Airflow tested in accordance with BS848 Part 1
AMCA 210-85
ASHRAE 51-1985
UNE 100-212-89



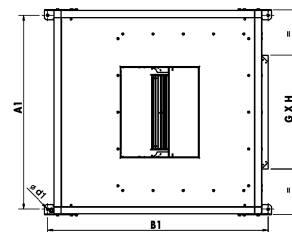
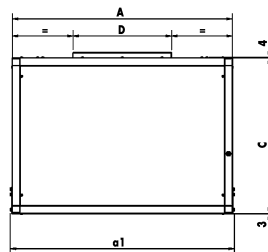
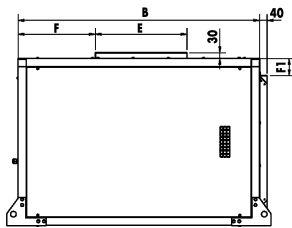
Fan Dimensions (mm)

CVHT 9-10-12-15-18 Horizontal



Type	A	A1	a1	B	B1	C	D	∅ d1	E	F	F1	GxH
CVHT-9/9-H	759	701	782	783	862.5	592	304	15	264	65.5	96	400 x 400
CVHT-10/10-H	821	763	844	837	916.5	618	337	15	293.5	65.5	84	450 x 450
CVHT-12/12-H	945	887	968	959	1038.5	680.5	400	15	345	65.5	90.25	500 x 500
CVHT-15/15-H	1104	1046	1127	1092	1171.5	776	476	15	407	65.5	88	600 x 600
CVHT-18/18-H	1250	1192	1273	1278	1357.5	882	560	15	485	65.5	91	700 x 700

CVHT 9-10-12-15-18 Vertical

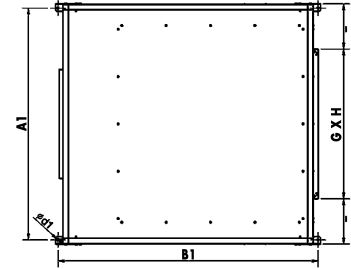
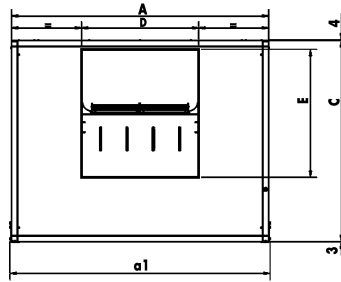
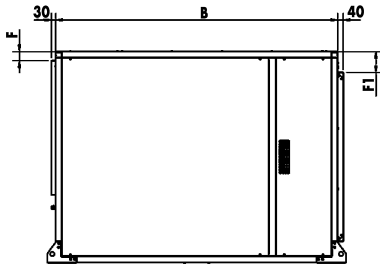


Type	A	A1	a1	B	B1	C	D	∅ d1	E	F	F1	GxH
CVHT-9/9-V	759	701	782	783	862.5	592	304	15	264	316.5	96	400 x 400
CVHT-10/10-V	821	763	844	837	916.5	618	337	15	293.5	316.5	84	450 x 450
CVHT-12/12-V	945	887	968	959	1038.5	680.5	400	15	345	343.5	90.25	500 x 500
CVHT-15/15-V	1104	1046	1127	1092	1171.5	776	476	15	407	368.5	88	600 x 600
CVHT-18/18-V	1250	1192	1273	1278	1357.5	882	560	15	485	408.5	91	700 x 700

Cabinet Fans (CV)

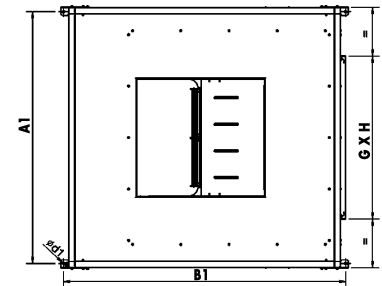
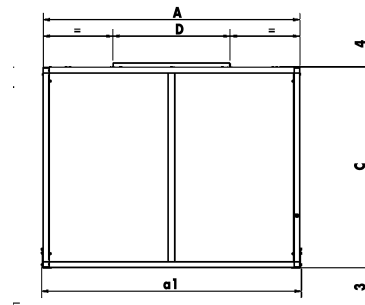
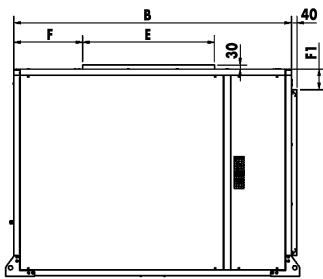
Fan Dimensions (mm)

CVHT 20-22-25-30 Horizontal



Type	A	A1	a1	B	B1	C	D	∅ d1	E	F	F1	GxH
CVHT-20/20-H	1414	1356	1437	1495	1574.5	1051	636	15	631	65.5	125.5	800 x 800
CVHT-22/22-H	1542	1448	1565	1638	1717.5	1142.5	697.5	15	705.5	65.5	121.25	900 x 900
CVHT-25/25-H	1697	1639	1720	1800	1879.5	1278	801	15	805	65.5	139	1000 x 1000
CVHT-30/28-H	1914	1856	1937	2005	2084.2	1495.5	874.5	15	952.5	65.5	147.75	1200 x 1200

CVHT 20-22-25-30 Vertical



Type	A	A1	a1	B	B1	C	D	∅ d1	E	F	F1	GxH
CVHT-20/20-V	1414	1356	1437	1495	1574.5	1051	636	15	631	451.5	125.5	800 x 800
CVHT-22/22-V	1542	1448	1565	1638	1717.5	1142.5	697.5	15	705.5	498	121.25	900 x 900
CVHT-25/25-V	1697	1639	1720	1800	1879.5	1278	801	15	805	497.5	139	1000 x 1000
CVHT-30/28-V	1914	1856	1937	2005	2084.2	1495.5	874.5	15	952.5	496.5	147.75	1200 x 1200

General Performance Characteristics

The range consists of 9 unit sizes with either horizontal or vertical discharge models covering an airflow range of up to 15.8m³/s.

Accessories

A full range of accessories is available to compliment this fan range including

- Discharge Protection Guard - CVD
- Cover for exterior mounted application (Horizontal discharge) - CHTI

Typical Ordering Designation

Model	Dia.	Discharge	Speed	Motor kW
CVHT	18/18	V	500rpm	0.75

For full performance and selection, please contact our Technical Support Team on 0844 856 0595 for details.

Vent-Axia Project Partners

The Vent-Axia Technical Support Team is trained to provide assistance in fan selection, picking the right product for the right application, as well as working as project partners offering design advice, project management and after sales support.

The experienced team uses a purpose designed Fan Selection Program to select the correct product and provide comprehensive performance and dimensional information.

For full performance and selection, please contact our Technical Support Team

Tel: 0844 856 0595

Fax: 01293 455197

E-mail: info@vent-axia.com